











Planning a Math Lesson Using Webpage Resources

This document guides a teacher to use the complete curriculum, including all the resources provided to help teachers be successful. All of the documents were created using the [Math Common Core State Standards](#).

Guiding Icon	Steps for Lesson Planning	Document/Resource
	<p>1. Begin with the <i>Year at a Glance</i> and <i>Math Curriculum Overview</i> documents. These will provide an overview of your year and each quarter.</p>	
	<p>2. Find the Quarterly <i>Instructional Pacing Guide</i> of the <i>Common Core State Standards</i>. This document presents an overview of the quarter/unit, essential questions, and the standards for student engagement within the unit.</p>	
	<p>3. Locate the <i>Quarterly Unit</i> from the <i>Curricular and Instructional Resources</i> are of your grade level webpage. This page provides lessons, resources, problem solving, games, activities, etc. that align to the standards in the unit.</p> <p>4. Read the <i>Instructional Strategies & Background Knowledge</i> documents for the standards in the unit.</p> <p>These provide great depth and understanding behind the standard, instructional strategies, interventions, and help clarify questions or misconceptions that may arise with the standards or in student work.</p> <p>5. Create a weekly sequence of instruction by standard. Map out how many weeks you have in the unit, and begin to structure how you would teach the standards – pacing them throughout the unit. Locate lessons, resources, or problems to pose from the <i>online unit</i> to match the standard pacing and sequence you created. Select from multi-day lessons, single day lessons, games, activities, etc. to align to your instructional pacing, schedule, and the needs of your students.</p>	   <p>The <i>Instructional Sequence and Planning Document</i> is sample that is available online to assist you in this process if you do not already have a planning document.</p>
	<p>6. Locate the <i>Scoring Guide</i> for your grade level.</p> <p>These provide a means for scoring your students' performance of the standards and providing feedback based on the standards.</p>	



Sample Lessons are linked next to the camera icon. These allow you to glimpse inside classrooms to see actual lessons.