



Objective

The student will blend syllables in words.

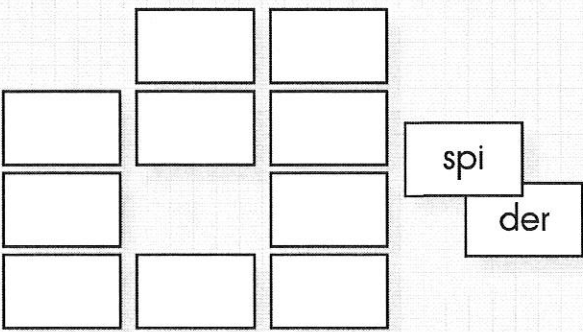
Materials

- ▶ Syllable cards (Activity Master P.029.AM1a - P.029.AM1b)
- ▶ Student sheet (Activity Master P.029.SS1)
- ▶ Pencil

Activity


Students combine syllables to form words by playing a matching game.

1. Place the syllable cards face down in rows. Provide the student with a student sheet.
2. The student selects two cards and reads them.
3. Determines if they make a word for one of the pictures on the student sheet.
4. If a word is formed, places the cards aside and records the word next to the picture.
If a word is not formed, returns cards to their original position.
5. Continues until the student sheet is completed.
6. Teacher evaluation



Name _____

Syllables, Words, and Pictures P.029.SS1



Extensions and Adaptations

- ▶ Use three syllable words and choose three cards at a time (Activity Master P.029.AM2a - P.029.AM2c and Activity Master P.029.SS2).

Phonics

Syllables, Words, and Pictures

P.029.AM1a

mag

net

rab

bit

snow

man

back

pack



spi

der

win

dow

tur

tle

ta


ble




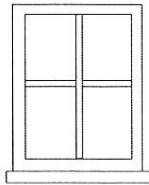
Name _____


Syllables, Words, and Pictures


P.029.SSI



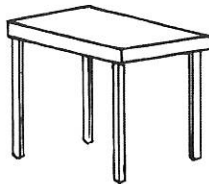














la

dy

bug

ham

bur

ger

el

e



Phonics

Syllables, Words, and Pictures

P.029.AM2b

phant

por

cu

pine

vol

ca

no

di



no

saur

news

pa

per

gor

il

la



Name _____

Syllables, Words, and Pictures

P.029.SS2

