



P.031

# Phonics

## Syllable Patterns

### Syllable Snake



#### Objective

The student will segment syllables in words.



#### Materials

- ▶ Syllable Snake game board (Activity Master P.031.AM1a - P.031.AM1b)
- ▶ Word cards (Activity Master P.031.AM2a - P.031.AM2e)  
*Write the number of syllables on the back of the word cards.*
- ▶ Game pieces (e.g., counters)

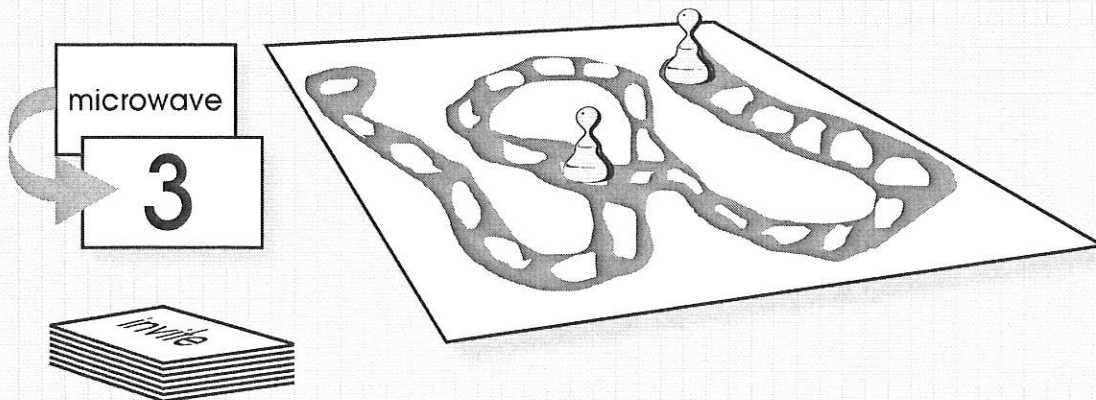


#### Activity

Students count syllables in words by playing a game.

1. Place game board and stack of word cards face up on a flat surface.
2. Students place game pieces at START on the game board.
3. Taking turns, students select the top card and read the word.
4. Say the word again segmenting it by syllables. Count and state the number of syllables.
5. Check the back of the card for the number of syllables. If correct, move game piece the same number of spaces on game board as the number of syllables in the word. If incorrect, leave game piece where it is and next student takes turn.  
Word cards are placed at the bottom of the stack to be used again.
6. Game continues until all students reach the end of the game board.
7. Peer evaluation

"Microwave, mi-cro-wave. That's three syllables."



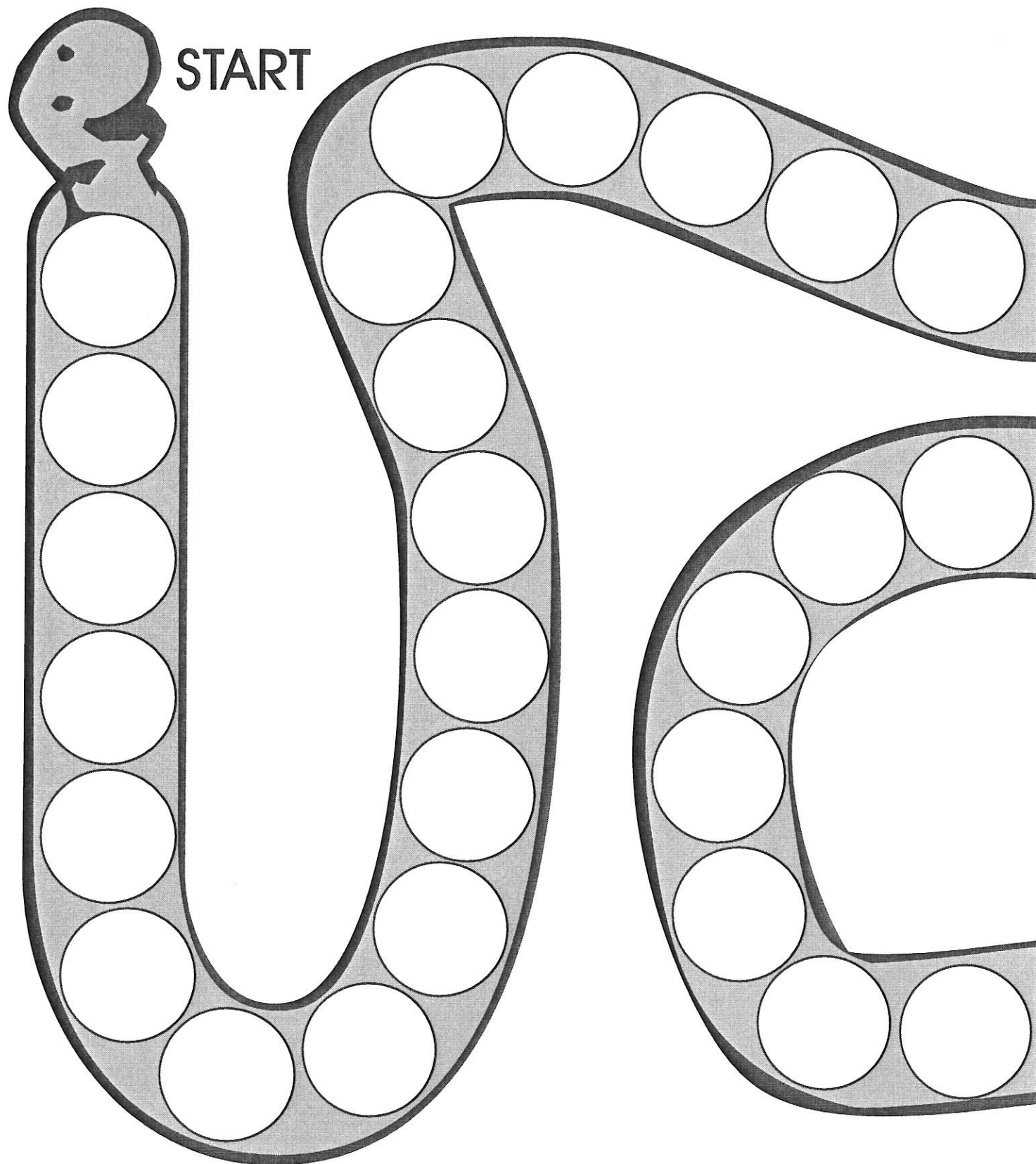
#### Extensions and Adaptations

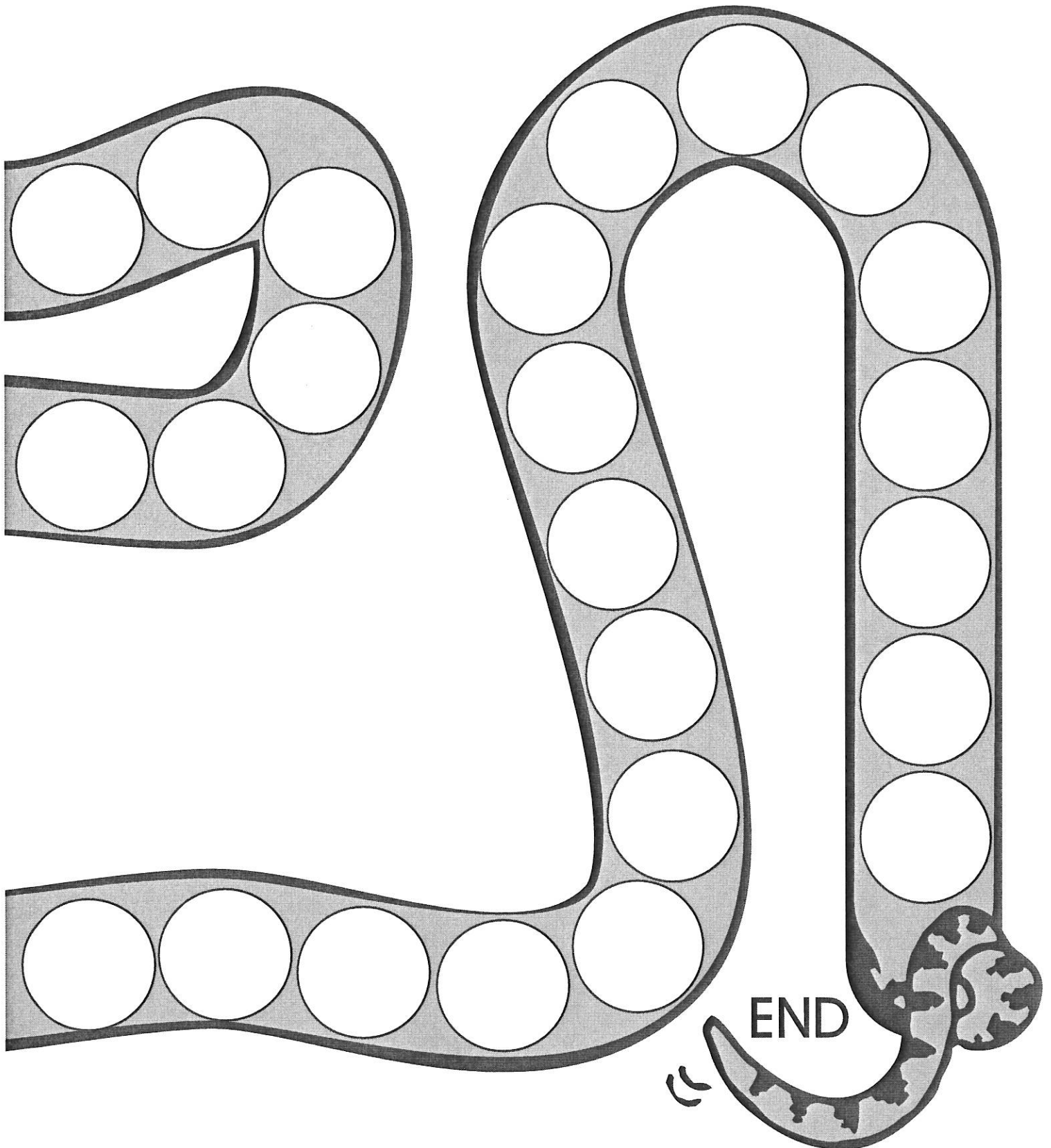
- ▶ Make other word cards to use in game.

# Phonics

Syllable Snake

P.031.AM1a





motel

cubic

retell

admit

index

napkin

until

goblin

cupcake

athlete

dispute

pothole

inside

baby

refund

minus

bath

grass

dot

cop

silent

omit

defend

humid

hobgoblin

monument

accidental

microwave

prohibit