



P.030

# Phonics

## Syllable Patterns

### Syllable Scoops



#### Objective

The student will segment syllables in words.



#### Materials

- ▶ Ice cream cone header cards (Activity Master P.030.AM1)  
*Copy, laminate, and cut apart.*
- ▶ Word cards (Activity Master P.030.AM2a - P.030.AM2c)  
*Cards can be left as rectangles and placed on top of the numbered ice cream cone header cards or cut into scoop shapes.*
- ▶ Student sheet (Activity Master P.030.SS)
- ▶ Pencils



#### Activity

Students segment and sort words by the number of syllables.

1. Place ice cream cone headers on a flat surface. Place word cards face down in a stack. Provide each student with a student sheet.
2. Taking turns, students select the top card and read the word (e.g., "insect").
3. Say the word again segmenting it by syllables (i.e., "in-sect"). Count the number of syllables (i.e., "2").
4. Place the card on top of the ice cream cone that corresponds to the number of syllables in the word.
5. Continue until all words are sorted.
6. Record words on student sheet.
7. Teacher evaluation




#### Extensions and Adaptations

- ▶ Use cards with other target words.


# Phonics

Syllable Scoops


P.030.AMI




header



header



header



header

header cards



grin

blend

trust

strap

drum

quilt

muffin

admit



# Phonics

Syllable Scoops

P.030.AM2b

return

number

pinball

insect

finishing

invented

galaxy

basketball



snapdragon

Atlantic

inconsistent

atmospheric

discontented

establishing

subcontracted

recommended



Name \_\_\_\_\_

Syllable Scoops

P.030.SS

