

Kindergarten Consonant Phoneme and Grapheme Wall

Sound walls can help students build accuracy and fluency with both decoding and encoding. They can be organized in different ways. **In addition to the CONSONANT wall, you will also need a VOWEL wall. See additional document for vowel wall cards.**

The following pages contain sound wall cards with images that match the key pictures from our phonics kits. Cards are displayed according to how they are produced in the mouth. Cards should be covered or not posted until that sound has been explicitly taught.



Additional key pictures included for the following sounds:

- /x/--fox
- Voiced /th/--feather
- /zh/--treasure
- /ng/--ring

Consonant Phonemes and Graphemes

Cognates

Unvoiced

/p/

p

/t/

t

-ed

/k/

k

c

ck

/ch/

ch

-tch

Stops

Voiced

/b/

b

/d/

d

-ed

/g/

g

/j/

j

gi

ge

gy

dge

Unvoiced

/f/

f

_ff

ph

/th/

th

/s/

s

_ss

ce

ci

cy

/sh/

sh

Continuants

Voiced

/v/

v

-ve

/th/

th

/z/

z

_s

/zh/

s

ge

si

Others

/k/ /w/

qu

/k/ /s/

x

Glide

/w/

w

/hw/

wh

/h/

h

/y/

y_

Nasal

/m/

m

/n/

n

kn_

gn

/ng/

_ng

Liquid

/l/

l

_ll

/r/

r

wr



m

Voiced/Continuant



w

Glide



h _

Glide



y _

Glide



c


k

Unvoiced/Stop



qu_

Other



x

Other



p

Unvoiced/Stop



t


Unvoiced/Stop



k

c

Unvoiced/Stop



r

Liquid



b

Voiced/Stop



d

Voiced/Stop



g

Voiced/Stop



j

Voiced/Stop




f

Unvoiced/Continuant



n

Nasal



s

Unvoiced/Continuant



I

Liquid



V

Voiced/Continuant



Z

_s

Voiced/Continuant

Glide

Others

Cognates

Stops

Voiced

Unvoiced

Voiced

Continuants

Unvoiced

Nasal

Liquid