

The Great Big World

Kindergarten Unit 5


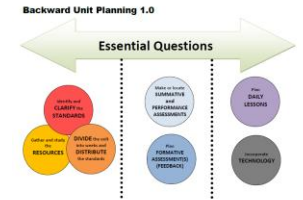


Planning Team

Jessica Falcon, Mary Alyce Madden, Jessica Suitor, Gail Fenix and Audrea Myers



The Great Big World










Essential Question

How do details help people understand the world?

Kindergarten Print Resources Unit 5

Informational Text



Music & Songs


["It's a Small World"](#) (Walt Disney)

["London Bridge is Falling Down"](#)

Literature

Picture Books (Read Aloud)

Africa




South America



North America



Antarctica




Europe



Australia



Chapter Book (Read Aloud)




Asia

The Paper Crane



North America



Art


Africa



Europe



Asia






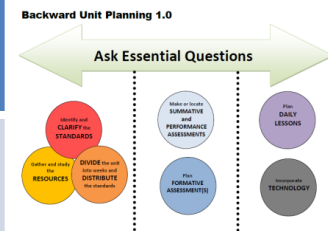
Australia



Option 1











1 Continent/Week

Week	Standards	Texts
Ongoing Standards throughout Unit 5	<ul style="list-style-type: none"> •Ask and answer questions about key details in a text (RI.K.1) •Identify the main topic and retell key details of a text (RI.K.2) •Ask and answer questions about unknown words in a text (RL.K.4) and (RI.K.4) •Write informative/explanatory texts (W.K.2) •Focus on a topic, respond to questions and suggestions from peers, add details (W.K.5) •Capitalize the first word in a sentence and I (L.K.1.a) •Write letters for most consonant and short-vowel sounds (L.K.2.c) •Spell simple words phonetically (L.K.2.d) 	
1 North America and South America	<ul style="list-style-type: none"> •Retell familiar stories, including key details (RL.K.2)—(Jumping Mouse) •Identify characters, settings, and major events in a story (RL.K.3)—(Jumping Mouse) •Produce and expand complete sentences in shared language activities (L.K.1.f) •Use frequently occurring inflections and affixes (e.g., -ed,-s,re-,un-, pre-, -ful, -less) as a clue to the meaning of an unknown word (L.K.4.b)—(Jumping Mouse-beautiful, helpless, powerful, unselfish) 	
2 Europe	<ul style="list-style-type: none"> •Retell familiar stories, including key details (RL.K.2)—(Ferdinand) •Describe the relationship between illustrations and the story in which they appear (RL.K.7) —(One Fine Day-Fox lapping the milk & the tailor is sewing the fox's tail) •Identify new meanings for familiar words and apply them accurately (knowing duck is a bird and learning the verb to duck) (L.K.4.a) 	



DIVIDE the unit
into weeks and
DISTRIBUTE
the standards

←Text Talk

Week	Standards	Texts
<p>3</p> <p>Antarctica</p>	<ul style="list-style-type: none"> •Describe the connection between ideas, or pieces of information in a text (RI.K.3)—(Antarctica) •Describe the relationship between illustrations and the text in which they appear (RI.K.7)—(Sort pictures into correct continent-South America & Antarctica) •Identify the reasons an author gives to support points in a text (RI.K.8)—(Antarctica) •Retell familiar stories, including key details (RL.K.2)—(Mr. Popper’s Penguins or Eve of Emperor Penguin) •Sort common objects into categories to gain a sense of the concepts the categories represent (L.K.5.a)—(Sort pictures into correct continent) 	    <p>or</p>
<p>4</p> <p>Asia</p>	<ul style="list-style-type: none"> •Compare and contrast the adventures and experiences of characters in familiar stories (RL.K.9)—(Lon Po Po and Little Red Riding Hood, from week 2) •Retell familiar stories, including key details (RL.K.2)—(The Paper Crane & Lon Po Po) •Identify characters, settings, and major events in a story (RL.K.3)—(The Paper Crane & Lon Po Po) •Form regular plural nouns orally by adding /s/ or /es/ (L.K.1.c)—(crane, cranes; ship, ships; tiger, tigers, beach, beaches) 	     

←Text Talk

←Text Talk



^Lesson online>

←STEM Lesson

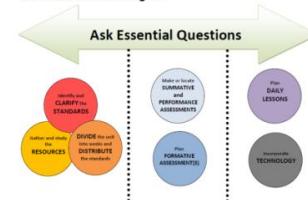
Week	Standards	Texts
<div data-bbox="98 105 142 172">5</div> <div data-bbox="59 297 177 325">Australia</div>	<ul style="list-style-type: none"> •Describe the connection between ideas, or pieces of information in a text (RI.K.3)—(Australia pg. 9) •Identify the reasons an author gives to support points in a text (RI.K.8)—(Australia pg. 26-27) •Retell familiar stories, including key details (RL.K.2)—(Koala Lou and Possum Magic) •Compare and contrast the adventures and experiences of characters in familiar stories (RL.K.9)—(Koala Lou & Paper Crane-Lesson on Teacher created resources) •Write to narrate a single event or several loosely linked events (W.K.3)—(Pretend you are invisible for a day like Possum. Write to tell what you'd do that day) •Distinguish shades of meaning among verbs (e.g., walk, march, strut, prance) by acting out the meanings (L.K.5.d) 	<div data-bbox="1302 105 1481 334"> </div> <div data-bbox="1524 172 1738 398"> <div data-bbox="1738 219 1904 255">←Text Talk</div> </div> <div data-bbox="1302 441 1528 651"> </div> <div data-bbox="1537 472 1738 634"> </div> <div data-bbox="1398 662 1655 698">^ Lesson online^</div>
<div data-bbox="98 748 142 815">6</div> <div data-bbox="79 939 158 968">Africa</div>	<ul style="list-style-type: none"> •Describe relationship between illustrations and the text in which they appear (RI.K.7)—(Africa pgs. 10-11) •Identify basic similarities and differences between two texts on the same topic (RI.K.9)—(Compare 2 continents for summative assessment-Smart Board lesson online) •Write to narrate a single event or several loosely linked events (W.K.3)—(Pretend you live on a different continent. Use what you've learned to write a story telling what you'd do and see on that continent) •Participate in shared research (W.K.7) •Gather information to answer a question (W.K.8) •Use most frequently occurring prepositions (to, from, in, out, on, off, for, of, by, with) (L.K.1.e) —(Use in narrative writing) •Use words and phrases acquired through conversations, reading and being read to, and responding to texts (L.K.6) —(Narrative) 	<div data-bbox="1311 758 1495 983"> </div> <div data-bbox="1553 758 1721 983"> </div> <div data-bbox="1311 1012 1495 1205"> </div> <div data-bbox="1524 1026 1721 1269"> <div data-bbox="1738 1090 1904 1126">←Text Talk</div> </div>

Option 2








All continents learned, then revisit
each to go deeper

Week	Standards	Texts
Ongoing Standards throughout Unit 5	<ul style="list-style-type: none"> •Ask and answer questions about key details in a text (RI.K.1) •Identify the main topic and retell key details of a text (RI.K.2) •Ask & answer questions about words in a text (RL.K.4) and (RI.K.4) •Write informative/explanatory texts (W.K.2) •Focus on a topic, respond to questions & suggestions from peers, add details (W.K.5) •Capitalize the first word in a sentence and I (L.K.1.a) •Write letters for most consonant and short-vowel sounds (L.K.2.c) •Spell simple words phonetically (L.K.2.d) •Use words and phrases acquired through conversations, reading and being read to, and responding to texts (L.K.6) 	
1 The Seven Continents Non-Fiction Focus	<ul style="list-style-type: none"> •Ask and answer questions about key details in a text (RI.K.1) •Identify the main topic and retell key details of a text (RI.K.2) •Describe the connection between ideas, or pieces of information in a text (RI.K.3)—(Antarctica) •Describe the relationship between illustrations and the text in which they appear (RI.K.7)—(Antarctica pgs. 20-21 and 22-23) •Identify the reasons an author gives to support points in a text (RI.K.8)—(Antarctica) 	
2 The Seven Continents Non-Fiction Focus	<ul style="list-style-type: none"> •Ask and answer questions about key details in a text (RI.K.1) •Identify the main topic and retell key details of a text (RI.K.2) •Describe the connection between ideas, or pieces of information in a text (RI.K.3)—(Australia pg. 9) •Identify the reasons an author gives to support points in a text (RI.K.8)—(Australia pg. 26-27) •Describe the relationship between illustrations and the text in which they appear (RI.K.7)—(Africa pgs. 10-11) •Identify basic similarities in and differences between two texts on the same topic (RI.K.9)—(Compare 2 continents) •Participate in shared research (W.K.7) •Gather information to answer a question (W.K.8) <p>Sort common objects into categories to gain a sense of the concepts the categories represent (L.K.5.a)</p>	

Backward Unit Planning 1.0



DIVIDE the unit
into weeks and
DISTRIBUTE
the standards

Week	Standards	Texts
<p>3</p> <p>Fiction Focus</p> <p>Antarctica/ South America</p>	<p>Retell familiar stories, including key details (RL.K.2)—(Mr. Popper's Penguins)</p> <p>Ask and answer questions about unknown words in a text (RL.K.4)</p> <p>Distinguish shades of meaning among verbs describing the same general action (e.g., walk, march, strut, prance) by acting out the meanings (L.K.5.d)</p> <p>Use most frequently occurring prepositions (e.g., to, from, in, out, on, off, for, of, by, with) (L.K.1.e)</p>	<div data-bbox="1010 154 1193 304">  </div> <p data-bbox="1213 192 1329 221">Text Talk</p> <div data-bbox="1039 329 1145 494">  </div> <p data-bbox="1184 382 1222 411">Or</p> <div data-bbox="1232 315 1358 494">  </div> <div data-bbox="1025 536 1209 701">  </div> <p data-bbox="1222 572 1338 601">Text Talk</p>
<p>4</p> <p>Fiction Focus</p> <p>Australia/ Europe</p>	<ul style="list-style-type: none"> •Retell familiar stories, including key details (RL.K.2)—(Koala Lou and Possum Magic) •Write to narrate a single event or several loosely linked events (W.K.3)—(Pretend you are invisible for a day like Possum. Write to tell what you'd do that day) •Retell familiar stories, including key details (RL.K.2)—(Ferdinand) •Describe the relationship between illustrations and the story in which they appear (RL.K.7) —(One Fine Day-Fox lapping the milk & the tailor is sewing the fox's tail) •Identify new meanings for familiar words and apply them accurately (knowing duck is a bird and learning the verb to duck) (L.K.4.a) 	<div data-bbox="1010 739 1174 875">  </div> <div data-bbox="1219 725 1354 875">  </div> <p data-bbox="1228 872 1344 901">Text Talk</p> <div data-bbox="996 1025 1174 1189">  </div> <div data-bbox="1203 1011 1367 1203">  </div>

Week	Standards	Texts
<p>5</p> <p>Fiction Focus</p> <p>Europe/ Asia</p>	<ul style="list-style-type: none"> •Compare and contrast the adventures and experiences of characters in familiar stories (RL.K.9)—(Lon Po Po and Little Red Riding Hood) •Retell familiar stories, including key details (RL.K.2)—(The Paper Crane & Lon Po Po) •Identify characters, settings, and major events in a story (RL.K.3)—(The Paper Crane & Lon Po Po) •Form regular plural nouns orally by adding /s/ or /es/ (L.K.1.c)—(crane, cranes; ship, ships; tiger, tigers, beach, beaches) 	<div data-bbox="1045 189 1207 332"></div> <div data-bbox="1251 154 1387 304"></div> <div data-bbox="1271 311 1387 339">Text Talk</div> <div data-bbox="1091 361 1207 511"></div> <div data-bbox="1251 396 1416 525"></div> <div data-bbox="1078 532 1222 668"></div> <div data-bbox="1251 575 1416 604">STEM Lesson</div>
<p>6</p> <p>Fiction Focus</p> <p>Africa/ North America</p>	<ul style="list-style-type: none"> •Retell familiar stories, including key details (RL.K.2)—(Jumping Mouse) •Identify characters, settings, and major events in a story (RL.K.3)—(Jumping Mouse) •Produce and expand complete sentences in shared language activities (L.K.1.f) •Use frequently occurring inflections and affixes (e.g., -ed, -s, re-, un-, pre-, -ful, -less) as a clue to the meaning of an unknown word (L.K.4.b)—(Jumping Mouse-beautiful, helpless, powerful, unselfish) <p>Write to narrate a single event or several loosely linked events (W.K.3)—(Pretend they live on a different continent. Use what they've learned to write a story telling what they'd do and see on that continent)</p>	<div data-bbox="1029 711 1174 918"></div> <div data-bbox="1284 728 1435 921"></div> <div data-bbox="1039 925 1155 953">Text Talk</div> <div data-bbox="1045 996 1193 1189"></div> <div data-bbox="1251 1011 1449 1189"></div> <div data-bbox="1045 1196 1161 1225">Text Talk</div>

Week	Standards	Essential Questions
1		
2		
3		
4		<i>How do details help people understand the world?</i>
5		
6		<i>How do details help people understand the world?</i>

