



I Went Walking “Little Book”


- Make 1 little book per student:
 - Staple the front cover, 6 blank pages, and the last page



Front Cover




6 Blank Pages



Last Page

- To make each page, begin with the first character in the book (black cat) and continue through all of the characters.
 - Glue the **WORDS** on the left and the **PICTURE** on the right (RF.K.1.a Demonstrate understanding of the basic features of print/follow words from left to right)



- **Read words with 1 to 1 correspondence** (RF.K.1.a & b Follow words from left to right/understand that words are separated by spaces in print)