














Main Idea and Supporting Details

Determine Main Idea of Text and how key details that support it. RI.4.2

A large rectangular box with a decorative, wavy, scalloped border, intended for writing the main idea of the text.

What is the text/section mostly about?

A rectangular box with a decorative, wavy, scalloped border, intended for writing the main idea of the first section.A rectangular box with a decorative, wavy, scalloped border, intended for writing the main idea of the second section.A rectangular box with a decorative, wavy, scalloped border, intended for writing the main idea of the third section.A simple rectangular box with a double-line border, intended for writing supporting details for the first section.A simple rectangular box with a double-line border, intended for writing supporting details for the second section.A simple rectangular box with a double-line border, intended for writing supporting details for the third section.A simple rectangular box with a double-line border, intended for writing supporting details for the first section.A simple rectangular box with a double-line border, intended for writing supporting details for the second section.A simple rectangular box with a double-line border, intended for writing supporting details for the third section.A simple rectangular box with a double-line border, intended for writing supporting details for the first section.A simple rectangular box with a double-line border, intended for writing supporting details for the second section.A simple rectangular box with a double-line border, intended for writing supporting details for the third section.

Supporting Details - What facts support the main idea of each section.