

### Suggested Minutes

#### **Literacy– 210 min.**

- Whole Group– 90 min.
- Small Group– 60 min.
- Writing– 60 min.

**Math– 90 min.**

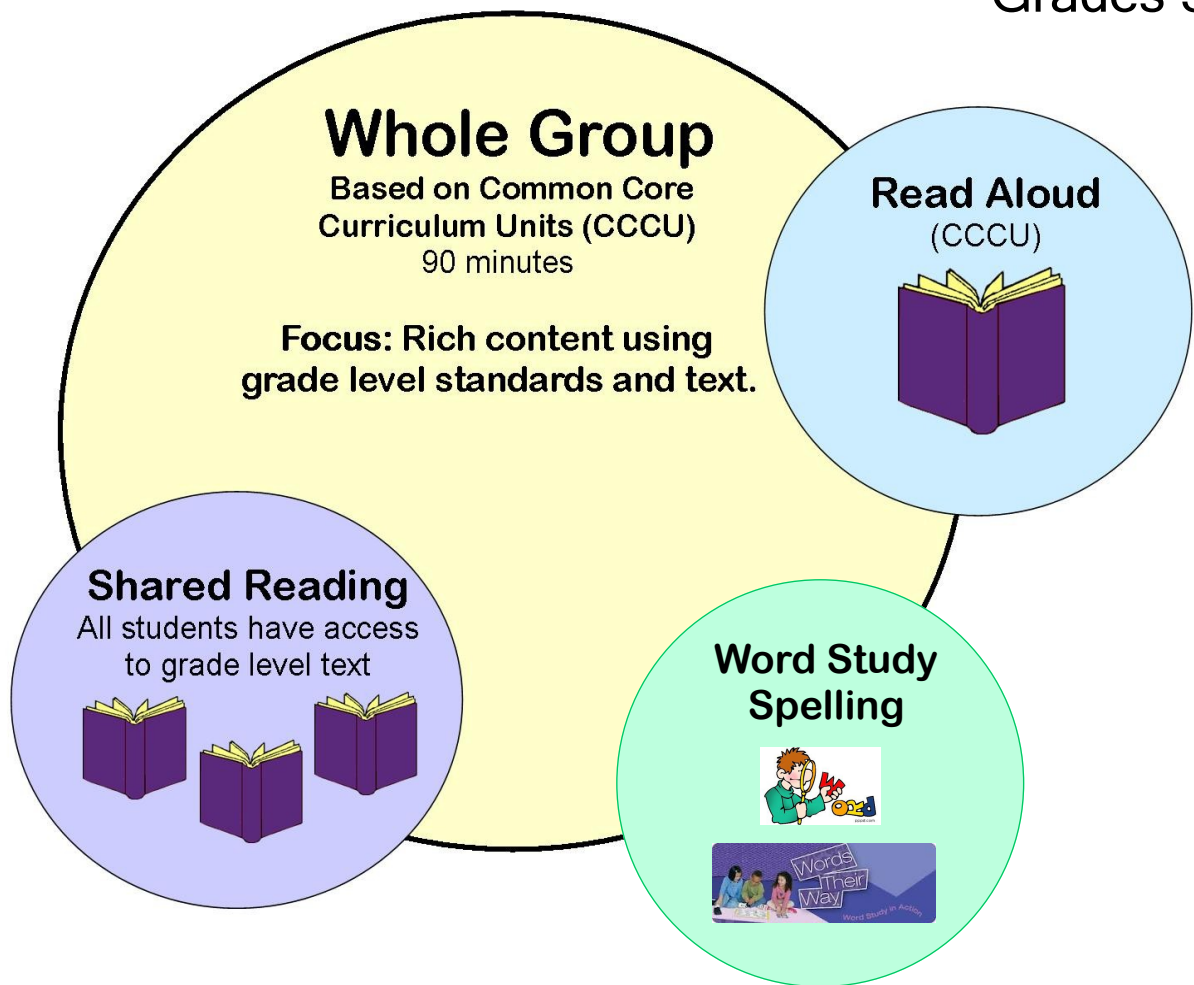
**Science/Social Studies– 30 min.**

\*Additional Science/Social Studies minutes may be integrated into Literacy and Math.

**Activity– 40 min.**

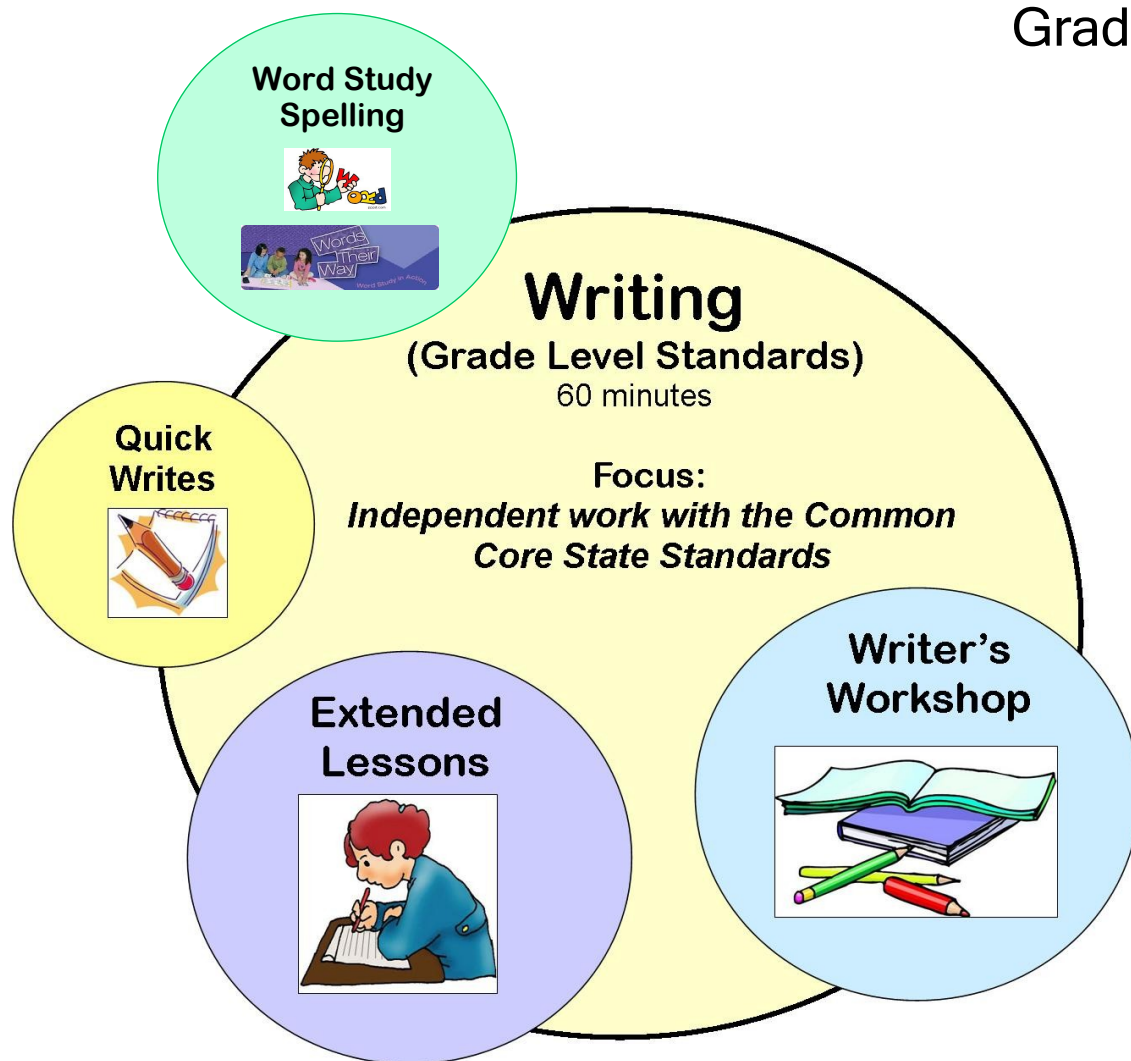
**Lunch/Recess– 50 min.**

*This document is one example of how instruction can be divided to include all components of literacy. It is fluid in contrast to a block schedule.*



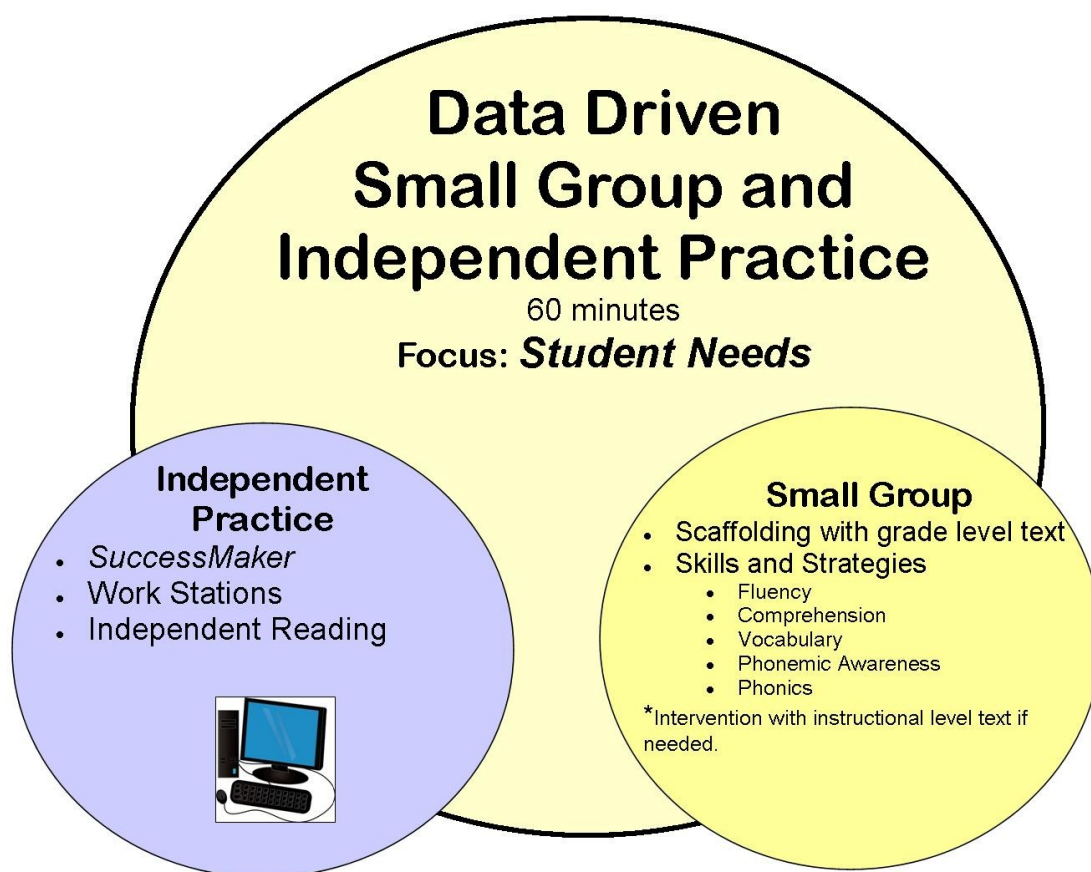
Whole Group Literacy Instruction can be organized in any sequence that best meets student needs and class schedule.

	<p><b>Read Aloud</b> <b>1 text</b></p> <p>A planned oral reading of a book or print excerpt, usually related to a theme or topic of study</p>	<p><b>Examples:</b> Exemplar Text Picture Book Chapter Book Poem</p>
	<p><b>Shared Reading</b> <b>All students have access to the same text</b></p> <p>An interactive reading experience that occurs when students join in or share the reading of a text with guidance and support from the teacher</p>	<p><b>Examples:</b> Multiple copies of the same text Digital text (LCD projection) Poems Speeches Excerpts of Texts</p>
	<p><b>Word Study</b> <b>Spelling</b> <b>Phonics</b> <b>Vocabulary</b> <b>Spelling</b></p>	<p><b>Examples:</b> Word Sorts</p> <ul style="list-style-type: none"> <li>• <u>Words Their Way</u></li> <li>• <u>Word Journeys</u></li> </ul> <p>Explicit Vocabulary Instruction</p> <ul style="list-style-type: none"> <li>• Text Talks</li> <li>• Content Vocabulary</li> </ul>



Writing Instruction can be organized in any sequence that best meets student needs and class schedule.

	<b>Writer's Workshop</b> Mini- Lesson Writing/Conferring Sharing	<b>Examples:</b> <u>Write Tools</u> <u>Units of Study for Writing</u> (Calkins) Mentor texts
	<b>Extended Lessons</b> <ul style="list-style-type: none"><li>• Frontloading Lessons</li><li>• Mechanics/Grammar</li><li>• Language</li></ul>	<b>Examples:</b> <u>Write Tools</u>
	<b>Quick Writes</b> A five to seven minute writing opportunity for students to write in response to a prompt that sparks an idea.	<b>Example Prompts:</b> YouTube clips Images Music/Songs Stories Poems
	<b>Word Study</b> <b>Spelling</b> <b>Phonics</b> <b>Vocabulary</b> <b>Spelling</b>	<b>Examples:</b> Word Sorts <ul style="list-style-type: none"><li>• <u>Words Their Way</u></li><li>• <u>Word Journeys</u></li></ul> Explicit Vocabulary Instruction <ul style="list-style-type: none"><li>• Text Talks</li><li>• Content Vocabulary</li></ul>



Small Group Literacy Instruction can be organized in any sequence that best meets student needs and class schedule.

<p><b>Small Group</b></p> <p><b>Lessons are based on student data</b></p> <p>The teacher provides support for small groups of readers as they learn to use various reading strategies. The teacher also scaffolds readers as they interact with grade level text.</p>	<p><b>Examples:</b></p> <p>Multiple copies of grade level texts</p> <p>Multiple copies of excerpts of exemplar texts</p>
<p><b>Independent Practice</b></p> <p>Opportunities for students to practice skills at an independent level.</p>	<p><b>Examples:</b></p> <p>Work Stations</p> <p><i>SuccessMaker</i></p> <p>Independent Reading</p>