

# A Long Journey to Freedom

2<sup>nd</sup> Grade Unit 4



**Planning Team**

Melissa Phinney, Sukey Dake, Anne Saullo, Juile Finney, and Jessica Suitor

# Essential Questions

Identify and  
**CLARIFY** the  
**STANDARDS**

Gather and study  
the  
**RESOURCES**

**DIVIDE** the unit  
into weeks and  
**DISTRIBUTE**  
the standards

Make or locate  
**SUMMATIVE**  
and  
**PERFORMANCE**  
**ASSESSMENTS**

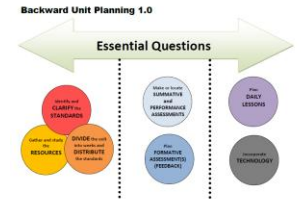
Plan  
**FORMATIVE**  
**ASSESSMENT(S)**  
**(FEEDBACK)**

Plan  
**DAILY**  
**LESSONS**


Incorporate  
**TECHNOLOGY**



# A Long Journey to Freedom




Essential Question







***“How does reading about the past help us make better decisions?”***

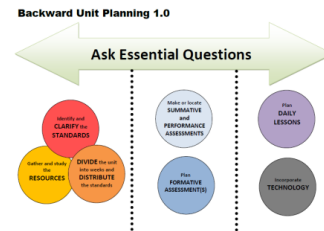
***“Why is it important for writers to recount historical events?”***

# Additional Texts



14 copies






Week	Standards	Texts
1  Slavery and Underground Railroad	<ul style="list-style-type: none"> <li>Determine the meaning of the new word (prejudice) (L.2.4b)</li> <li>Describe how words supply meaning in a poem or song (RL.2.4)</li> <li>Ask and answer questions such as why and how (RL.2.1)</li> </ul>	  <p><a href="#">The Drinking Gourd</a>  <a href="#">"Harriet Tubman"</a>  <a href="#">"Words Like Freedom"</a></p>
2  Underground Railroad	<ul style="list-style-type: none"> <li>Recount stories and determine the central message (RL.2.2) (SL.2.2)</li> <li>Identify the main purpose, including what the author wants to explain (RI.2.6)</li> <li>Write narratives (W.2.3)</li> <li>Ask for clarification as needed (SL.2.1.c)</li> </ul>	  <p><a href="#">Reader's Theater for Henry's Freedom Box</a>  STEM Lesson will be linked online soon for <i>Friend on Freedom River</i></p>



← The Patchwork Quilt  
Additional Text to get from your library












Week	Standards	Texts
<p>3</p> <p>Abraham Lincoln and Martin Luther King, Jr.</p>	<ul style="list-style-type: none"> <li>• Ask and answer questions such as why and how (RI.2.1)</li> <li>• Describe the connection between a series of historical events (RI.2.3)</li> <li>• Determine the meaning of words and phrases in a text (RI.2.4)</li> <li>• Acknowledge differences in the points of view of characters, including speaking in a different voice (RI.2.6)</li> <li>• Form and use past tense irregular verbs (L.2.1.d)</li> </ul>	<div data-bbox="1122 158 1282 358"></div> <div data-bbox="1360 158 1497 358"></div> <div data-bbox="1329 362 1528 575"></div> <p><a href="#">Brain Pop on Abraham Lincoln</a></p> <p><a href="#">Video on Abe-Animated Hero Classic</a></p>
<p>4</p> <p>Civil Rights</p>	<ul style="list-style-type: none"> <li>• Identify main purpose, including what the author wants to explain (RI.2.6)</li> <li>• Explain how specific images contribute to a text (RI.2.7)</li> <li>• Write opinion pieces (W.2.1)</li> <li>• Use reflexive pronouns (L.2.1.c)</li> </ul>	<div data-bbox="1122 918 1335 1100"></div> <div data-bbox="1344 886 1528 1110"></div>

Abe's Honest Words  
Additional Text to get from your library

Ongoing Standards  
W.2.5  
RF standards

Week	Standards	Texts
<p>5</p> <p>Ruby Bridges and Sit-ins</p>	<ul style="list-style-type: none"> <li>• Compare and contrast the most important point in two texts on the same topic (RI.2.9)</li> <li>• Recount stories and determine their central message (RL.2.2)</li> <li>• Describe how characters in a story respond to major challenges (RL.2.3)</li> <li>• Acknowledge differences in the points of view of characters, including speaking in a different voice (RL.2.6)</li> <li>• Use information gained from illustrations to demonstrate understanding (RL.2.7)</li> </ul>	   
<p>6</p>	<ul style="list-style-type: none"> <li>• Ask and answer questions such as why and how (RL.2.1)</li> <li>• Recount stories and determine the central message (RL.2.2)</li> <li>• With support, use digital tools to produce writing (W.2.6)</li> <li>• Participate in share research (W.2.7)</li> <li>• Recall information to gather information (W.2.8)</li> </ul>	 



Research option