

Winds of Change

1st Grade Unit 4



Planning Team

Donna James (GF), Della Hutcheson (ES),
Amy Caciola (JD), Gail Fenix (ET),
Kenley Smith (ES)



Social Studies Integration Team-


Krista Roth (BG), Megan Weaver (NS),
Karen Maloney (WS), Lauren Matizza (RG),
Shelli Barr (ET), Jessica Suitor (NS)








Winds of Change

Essential Question




***How does change impact
the world?***










Week	Standards	Texts/Resources
<i>How does change impact the world?</i>		
1	<p>Text Talk: <u>Tornadoes</u></p> <p>L1.4 Determine meaning and L1.6 Words and phrases (Text talk standards)</p> <p>RL.1.7 Use illustrations and details in a story to describe characters, setting, or events. (with Changes, Changes</p> <p>RI.1.9 Identify basic similarities between two texts on the same topic.</p> <p>RI.1.3 Describe the connection between two events in a text.</p> <p>SL.1.4 Describe people, places, things , and events</p> <p>SL.1.6 Produce complete sentences.</p> <p>W.1.2 Write to inform</p> <p>W.1.7 Shared research (Create poster to describe the levels of tornadoes)</p> <p>L1.1g use conjunctions</p>	<p>(text talk)</p> <ul style="list-style-type: none"> • Tornadoes Vocab PowerPoint   
Social Studies Week 1	<p>G.9.1.3 Describe ways weather, climate, and other environmental characteristics affect daily life</p> <p>G.11.1.2 Identify ways to help people who are going through natural and human-made disasters</p> <p>E.6.1.3 Identify examples of goods and services that governments provide. (FEMA, police officers, firemen, traffic lights, etc.)</p>	 

Week	Standards	Texts/Resources
<i>How does change impact the world?</i>		
2	<p>Text Talk: <u>Flash, Crash, Rumble, Roll</u></p> <p>L1.4 Determine meaning and L1.6 Words and phrases</p> <p>RI.1.8 Identify reasons an author gives to support points in a text</p> <p>RL.1.4 Identify words/phrases for feelings</p> <p>W.1.3 Write narratives (sequence of events)</p> <p>W.1.8 Recall information from experiences</p> <p>Prompt: <i>A time when I felt ____.</i></p> <p>L.1.1e Use verbs (past, present, future)</p>	<p>Lesson in Teacher Created Resources:</p> <div data-bbox="1348 234 1545 396"> </div> <ul style="list-style-type: none"> •Tornadoes •Flash, Crash, Rumble, Roll) <p>Word Docs titled:</p> <ul style="list-style-type: none"> •When Sophie Gets Angry • Feelings) <div data-bbox="1251 425 1414 634"> </div> <div data-bbox="1460 456 1642 619"> </div> <p>“Drinking Fountain”</p> <p>Reading Rainbow on Feelings</p>
Social Studies Week 2	<p>E.6.1.1 Classify exchanges as monetary or barter.</p> <p>E.6.1.2 Identify places people save money (e.g., piggy banks, wallets, banks)</p>	<div data-bbox="1398 811 1626 1108"> </div> <p>Click book to listen to the audio for <i>The Scarecrow's Hat</i></p> <p>BrainPop Saving and Spending</p>

Week	Standards	Texts/Resources
<i>How does change impact the world?</i>		
3	<p>Text Talk: <u>Alexander Who Is Not Going To Move</u> RL.1.3 and RL.1.4</p> <p>RL.1.3 Describe character, setting, major events. RL.1.4 Identify words and phrases in stories or poems that suggest feelings.</p> <p>L.1.5d Distinguish shades of meaning among verbs</p> <p>W.1.1 Write opinion</p>	<p>See teacher created resources titled:</p> <ul style="list-style-type: none"> •Alexander vocab powerpoint •Wizard of Oz •Wizard of Oz SMART •Yellow Brick Words PowerPoint •Opinion Introduction
Social Studies Week 3	<p>H.12.1.5 Explain the significance of national holidays and the achievement of people associated with them</p>	<p><i>Martin Luther King Jr. day falls on Jan. 18 within this unit. Explain the significance and achievement of MLK Jr.</i></p> <p>BrainPop MLK Jr.</p>

Week	Standards	Texts/Resources
<i>How does change impact the world?</i>		
4	<p>Text Talk: <u>Goin' Someplace Special</u> RL.1.3 and RL.1.4</p> <p>RL.1.3 Describe character, setting, major events. RL.1.4 Identify words and phrases in stories or poems that suggest feelings. RL.1.9 Compare and contrast the adventures and experiences of characters.</p> <p>W.1.1 Write opinion L.1.1d Use pronouns (personal, possessive, indefinite) L.1.1g Use conjunctions</p>	 <p>See teacher created resources titled:</p> <ul style="list-style-type: none"> •Goin' Someplace powerpoint •Comparison Wizard Of Oz (both matrix and sentence starter) •Character feeling chart  <ul style="list-style-type: none"> •Opinion Writing
Social Studies Week 4	<p>G.10.1.2 Discuss reasons and ways that people, goods, and ideas move from place to place.</p>	<p><i>Alexander, Who's Not Going to Move</i>—Alexander is moving because of his dad's job. Could use to introduce the concept of why people move from place to place.</p> 

Week	Standards	Texts/Resources
<i>How does change impact the world?</i>		
5	<p>Text Talk: <u>The Wind Blew</u> L.1.4 and L.1.6</p> <p>RL.1.6 Identify who is telling the story at various points in the text.</p> <p>RL.1.3 Describe character, setting, <u>major events</u>.</p>	<div data-bbox="1232 219 1497 429">  </div> <div data-bbox="1232 489 1512 699">  </div> <div data-bbox="1591 396 1769 668">  </div> <p>See teacher created resources titled:</p> <ul style="list-style-type: none"> •The Wind Blew Vocab PowerPoint •Essential Question Assessment

Week	Standards	Texts/Resources
<i>How does change impact the world?</i>		
6	<p>Text Talk: <u>My Name is Yoon</u> L.1.4 and L.1.6</p> <p>RL.1.6 Identify who is telling the story at various points in the text.</p> <p>Summative Assessment (from PARCC site-Use Task 1 only)</p>	<div data-bbox="1286 251 1562 508">  </div> <div data-bbox="1653 244 1833 289"> <p>See teacher created resources titled:</p> </div> <div data-bbox="1630 321 1833 375"> <ul style="list-style-type: none"> •My Name is Yoon Vocab PowerPoint </div> <div data-bbox="1622 441 1821 712">  </div> <div data-bbox="1371 602 1518 659"> <p>Borrow from Kinder Unit 6</p> </div> <div data-bbox="1286 714 1449 936">  </div> <div data-bbox="1477 778 1593 806">  </div> <div data-bbox="1582 792 1833 852"> <ul style="list-style-type: none"> •Unit 4 Summative (Use Task 1, pages 1-9) </div>

Essential Questions

Identify and
CLARIFY the
STANDARDS

Gather and study
the
RESOURCES

DIVIDE the unit
into weeks and
DISTRIBUTE
the standards

Make or locate
SUMMATIVE
and
PERFORMANCE
ASSESSMENTS

Plan
FORMATIVE
ASSESSMENT(S)
(FEEDBACK)

Plan
DAILY
LESSONS

Incorporate
TECHNOLOGY