

Winds of Change

1st Grade Unit 4



Planning Team

Donna James, Della Hutcheson, Amy Caciola, Gail Fenix and Kenley Smith

Essential Questions

Identify and
CLARIFY the
STANDARDS

Gather and study
the
RESOURCES

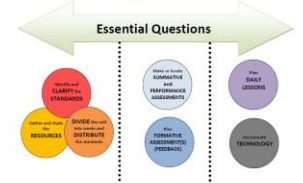
DIVIDE the unit
into weeks and
DISTRIBUTE
the standards

Make or locate
SUMMATIVE
and
PERFORMANCE
ASSESSMENTS


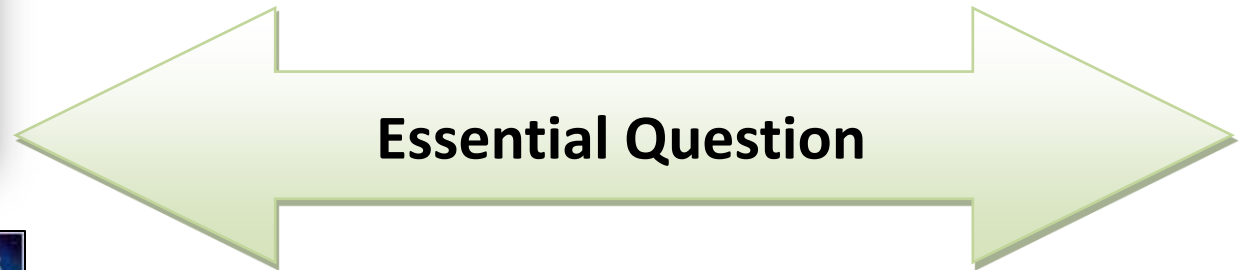
Plan
FORMATIVE
ASSESSMENT(S)
(FEEDBACK)

Plan
DAILY
LESSONS

Incorporate
TECHNOLOGY



Winds of Change



How does change impact the world?



Literature

Read Aloud





Publisher Out of Stock

1 purchased for each
school 2011-2012



Stories



14 copies



Some Sets

1st Grade Print Resources Unit 4

Poems

"Covers"

"It Fell in The City"

"Laughing Boy"

"Drinking Fountain"

Poems (Read Aloud)

"Who Has Seen the Wind"

"The Wind"

"Windy Nights"

"Blow, Wind, Blow!"

Art



Music

[Violin Concerto in D Major, Op. 35](#)

[Violin Concerto No. 4 in D Major](#)

[Concerto for 2 Violins, Strings, and Continuo in D Minor](#)

[Violin Concerto in D Major, Op.61](#)



Informational Text

Read Aloud



narrative






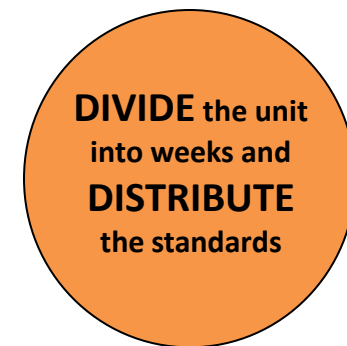
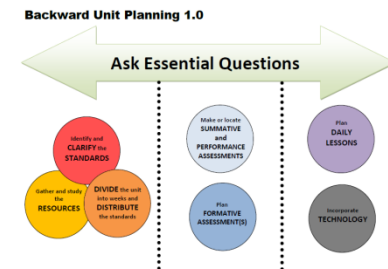
non-narrative







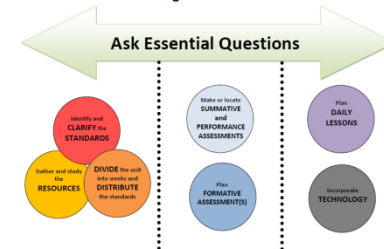
Some Sets

Week	Standards	Texts
1	<p>Text Talk: <u>Tornadoes</u> L1.4 Determine meaning and L1.6 Words and phrases (Text talk standards)</p> <p>RL1.7 Use illustrations and details in a story to describe characters, setting, or events. (with Changes, Changes</p> <p>RI1.9 Identify basic similarities between two texts on the same topic. RI1.3 Describe the connection between two events in a text.</p> <p>SL1.4 Describe people, places, things , and events SL1.6 Produce complete sentences.</p> <p>W.1.2 Write to inform W.1.7 Shared research (Create poster to describe the levels of tornadoes) L1.1g use conjunctions</p>	<p>(text talk)</p> <ul style="list-style-type: none"> Tornadoes Vocab PowerPoint      



2	<p>Text Talk: <u>Flash, Crash, Rumble, Roll</u> L1.4. Determine meaning and L1.6 Words and phrases</p> <p>RI1.8 Identify reasons an author gives to support points in a text</p> <p>RL1.4 Identify words/phrases for feelings</p> <p>W1.3 Write narratives (sequence of events) W1.8 Recall information from experiences Prompt: <i>A time when I felt ____.</i> L1.1e Use verbs (past, present, future)</p>	<p>Lesson in Teacher Created Resources:</p> <ul style="list-style-type: none"> Tornadoes Flash, Crash, Rumble, Roll) <p>Word Docs titled:</p> <ul style="list-style-type: none"> When Sophie Gets Angry Feelings)    <p>"Drinking Fountain" Reading Rainbow on Feelings</p>
---	--	---

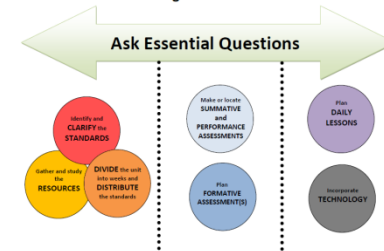


Week	Standards	Texts
3	<p>Text Talk: <u>Alexander Who Is Not Going To Move</u> RL1.3 and RL1.4</p> <p>RL1.3 Describe character, setting, major events.</p> <p>RL1.4 Identify words and phrases in stories or poems that suggest feelings.</p> <p>L1.5d Distinguish shades of meaning among verbs</p> <p>W.1.1 Write opinion</p>	<p>See teacher created resources titled:</p> <ul style="list-style-type: none"> •Alexander vocab powerpoint •Wizard of Oz •Wizard of Oz SMART •Yellow Brick Words PowerPoint •Opinion Introduction  
4	<p>Text Talk: <u>Goin' Someplace Special</u> RL1.3 and 1.4</p> <p>RL1.3 Describe character, setting, major events.</p> <p>RL1.4 Identify words and phrases in stories or poems that suggest feelings.</p> <p>RL1.9 Compare and contrast the adventures and experiences of characters.</p> <p>W.1.1 Write opinion</p> <p>L1.1d Use pronouns (personal, possessive, indefinite)</p> <p>L1.1g Use conjunctions</p>	<p>See teacher created resources titled:</p> <ul style="list-style-type: none"> •Goin' Someplace powerpoint •Comparison Wizard Of Oz (both matrix and sentence starter) •Character feeling chart •Opinion Writing  



DIVIDE the unit
into weeks and
DISTRIBUTE
the standards

Week	Standards	Texts
5	<p>Text Talk: <u>The Wind Blew</u> L1.4 and L1.6</p> <p>RL1.6 Identify who is telling the story at various points in the text.</p> <p>RL1.3 Describe character, setting, <u>major events</u>.</p>	   <p>See teacher created resources titled:</p> <ul style="list-style-type: none"> •The Wind Blew Vocab PowerPoint •Essential Question Assessment
6	<p>Text Talk: <u>My Name is Yoon</u> L1.4 and L1.6</p> <p>RL1.6 Identify who is telling the story at various points in the text.</p> <p>Summative Assessment (from PARCC site-Use Task 1 only)</p>	   <p>See teacher created resources titled:</p> <ul style="list-style-type: none"> •My Name is Yoon Vocab PowerPoint Borrow from Kinder <ul style="list-style-type: none"> •Unit 4 Summative (Use Task 1, pages 1-9)



DIVIDE the unit
into weeks and
DISTRIBUTE
the standards

Week	Standards	Essential Question
1		
2		
3		
4		
5		How does change impact the world? (assessment included in week 5)
6		