

The Amazing Animal World

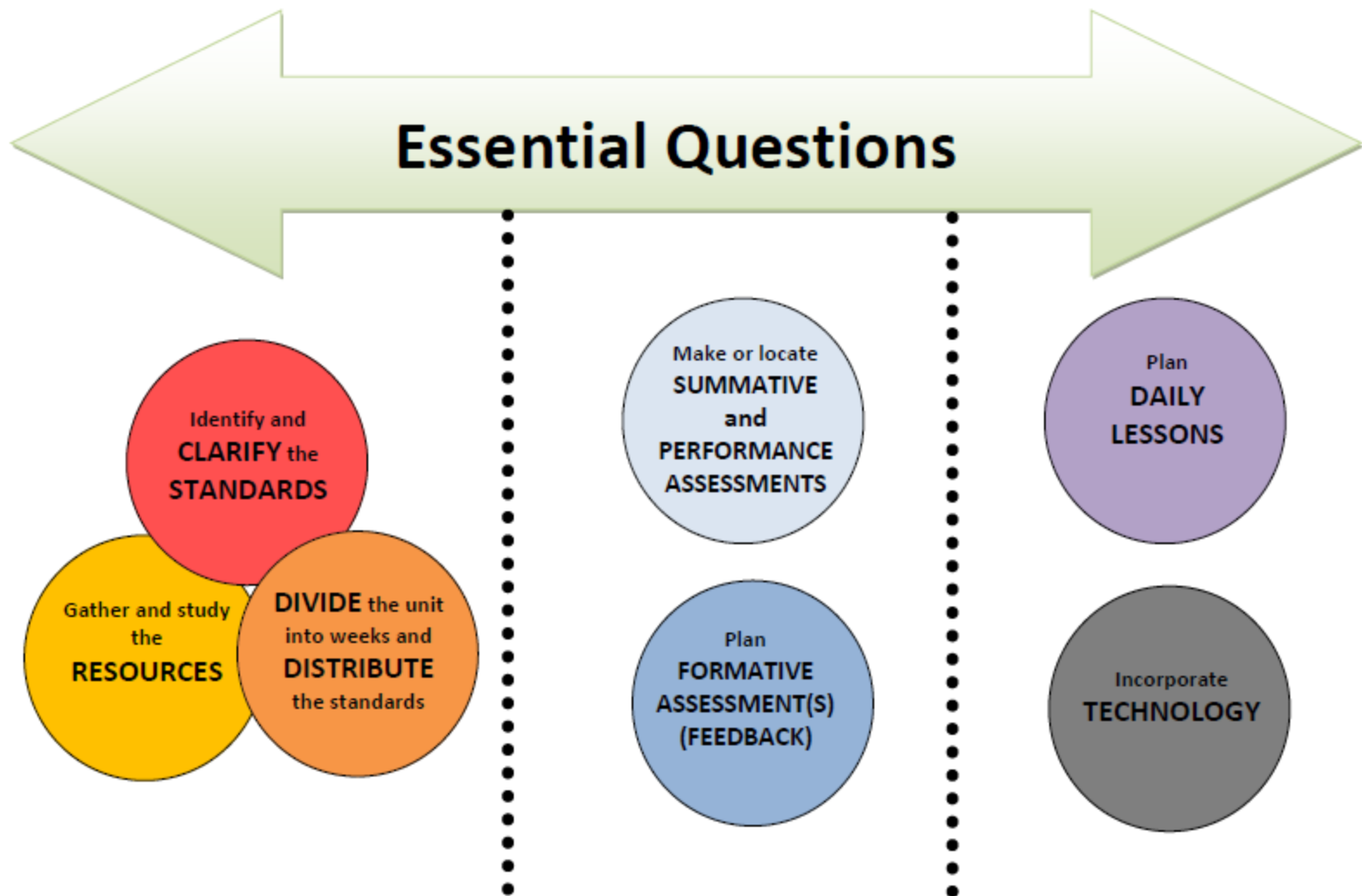
1st Grade Unit 2

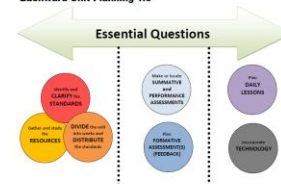


Unit Planning Team-


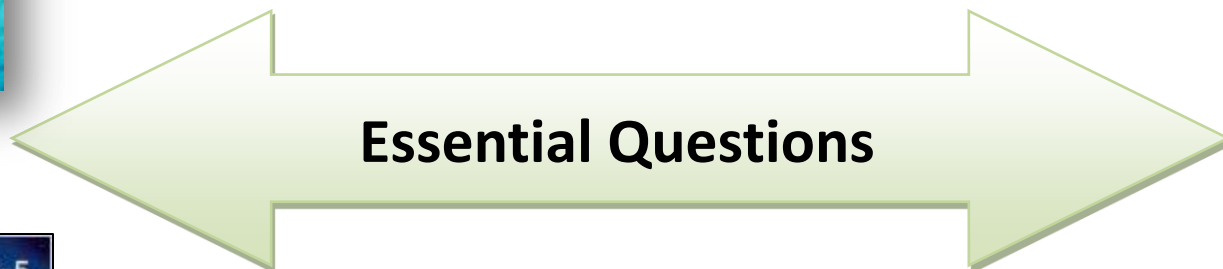
Karla Buchholz (RG), Jenny Felts (GH), Sara Benko (RJ), Adria Trombley (JD),
Jessica Suitor (NS)

Backward Unit Planning 1.0






The Amazing Animal World







How can we gain information from texts to use in our writing?

New Text







14 copies


Week	Standards	Texts
1	<ul style="list-style-type: none"> •Ask and answer questions (RI.1.1) •Identify main topic and retell key details (RI.1.2) •Ask and answer questions to help determine or clarify the meaning of words (RI.1.4) •Write informative/explanatory texts (W.1.2) •Use singular and plural nouns (L.1.1c) 	  <p>Art: <i>Cat and Bird</i></p>
2	<ul style="list-style-type: none"> •Ask and answer questions (RI.1.1) •Identify main topic and retell key details (RI.1.2) •Ask and answer questions to help determine or clarify the meaning of words in a text (RI.1.4) •Distinguish between information provided by pictures and information provided by the words (RI.1.6) •Use the illustrations and details in a text to describe its key ideas (RI.1.7) •Write informative/explanatory texts (W.1.2) •Produce simple declarative & interrogative sentences in response to prompts (L.1.1j) 	 <p>(<i>Starfish</i> in CC book sets 1 & 2 only. Set 3 & 4 need to borrow).</p>
3	<ul style="list-style-type: none"> •Retell stories, including key details (RL.1.2) •Describe characters using key details (RL.1.3) •Explain major differences between books that tell stories and books that give information (RL.1.5) •Distinguish between information provided by pictures and information provided by the words (RI.1.6) •Use illustrations & details to describe key ideas (RI.1.7) •Write informative/explanatory texts (W.1.2) •Define words by category and by one or more key attributes (L.1.5b) 	 <p>Essential Question: How can we gain information from texts to use in our writing?</p>

Backward Unit Planning 1.0



DIVIDE the unit
into weeks and
DISTRIBUTE
the standards

Week	Standards	Texts
4	<ul style="list-style-type: none"> •Ask and answer questions (RL.1.1) •Retell stories, including key details (RL.1.2) •Describe characters using key details (RL.1.3) •Know and use various text features to locate key facts (RI.1.5) •Write informative/explanatory texts (W.1.2) •Describe people, places, things, and events with relevant details (SL.1.4) •Add drawings or other visual displays to descriptions (SL.1.5) 	 <p>*New</p>
5	<ul style="list-style-type: none"> •Retell stories, including key details.(RL.1.2) •Ask and answer questions to help determine or clarify the meaning of words in a text (RI.1.4) •Write informative/explanatory texts (W.1.2) •Participate in shared research and writing projects (W.1.7) •Sort words into categories to gain a sense of the concepts the categories represent (L.1.5a) 	 <p>Stellaluna book cover is linked to online text.</p> 
6	<ul style="list-style-type: none"> •Ask and answer questions to help determine or clarify the meaning of words in a text (RI.1.4) •Identify the main topic and retell key details (RI.1.2) •Write informative/explanatory texts (W.1.2) •Participate in shared research and writing projects (W.1.7) •Distinguish shades of meaning among verbs differing in manner by defining or choosing them or by acting out the meanings (L.1.5d) 	 <p>Essential Question: How can we gain information from texts to use in our writing?</p>



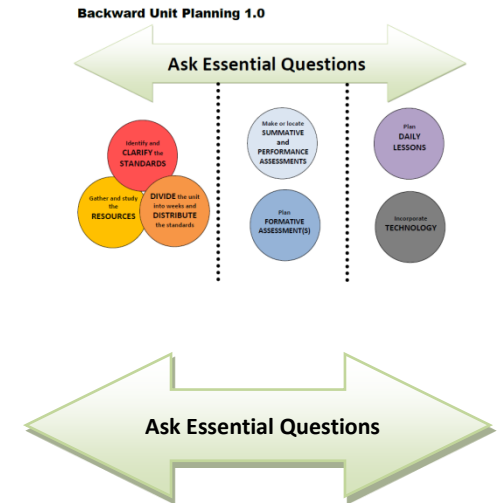
Optional text, week 4

Standards across

all weeks:

SL.1.1 a, b, c
 SL.1.2
 SL.1.3
 SL.1.5
 SL.1.6
 W.1.5
 W.1.8
 L.1.1 b, d, e

Week	Standards	Essential Questions
1		
2		
3		How can we gain information from texts to use in our writing?
4		
5		
6		How can we gain information from texts to use in our writing?





Jessica Suitor, Adria Trombley, Sarah Benko, Jenny Felts,
and Karla Buchholtz