








# Rogers Precipitation Graph

Month: \_\_\_\_\_

24						
23						
22						
21						
20						
19						
18						
17						
16						
15						
14						
13						
12						
11						
10						
9						
8						
7						
6						
5						
4						
3						
2						
1						
Days	No Precipitation	fog	rain	hail	sleet	snow
						

The month of \_\_\_\_\_ is in the season of \_\_\_\_\_.

This month's weather was mostly \_\_\_\_\_, but there was a little \_\_\_\_\_.

I predict next month's weather will be \_\_\_\_\_.  
Because \_\_\_\_\_.