

# A Colorful Time with Rhythm and Rhyme

Kindergarten Unit 1



## Unit Planning Team-

Jodi Allison (WS), Susan Bush (WS),  
Marie Cauldwell, Amy Elmore (JD),  
Jennifer Kirkland (GH), Anne Saullo (GH)

## Social Studies Integration Team




Gail Fenix (ET), Sara Sampson (RJ), Sandy  
Noble (FT), Amy Elmore (JD),  
Jenifer Pastore (BV), Karen Maloney (WS)



# A Colorful Time with Rhythm and Rhyme

## Essential Questions

- 1. *How does answering questions help us learn?***
- 2. *Why do we put words together?***
- 3. *Why are rules important?***  
*(e.g. classroom procedure, concepts of print)*

Week	Standards	Resources
<b><i>Why are rules important?</i></b>		
<p><b>1-2</b></p>	<p> <b>RL.K.5</b> Types of Texts  <b>RF.K.2a</b> Rhyming Words  <b>SL.K.1a</b> Follow agreed-upon rules for discussions  <b>SL.K.6</b> Speak audibly and express thoughts, feelings, and ideas clearly         </p> <p style="text-align: center;"><b>Social Studies Standards</b></p> <p> <b>C.1.K.2</b> Describe the role of a school and its leaders  <b>C.2.K.2</b> Identify the procedures for <b><u>recitation of the Pledge of Allegiance</u></b> and proper etiquette for the Arkansas and <b><u>American</u></b> Flags.  <b>C.2.K.4</b> Follow agreed upon <b><u>rules for listening</u></b>, consensus-building, and voting procedures in the classroom  <b>C.3.K.1</b> Recognize the need for rules and consequences         </p>	<ul style="list-style-type: none"> <li>•Nursery Rhymes</li> <li>•Choose “Back to school story books”</li> <li>•Continue social studies standards through Unit 1</li> </ul> <div style="display: flex; justify-content: space-around; align-items: center;"> <div style="text-align: center;">  <p>The American Flag By Linda Ward Beech</p> </div> <div style="text-align: center;">  <p>CLANG! CLANG! BEEP! BEEP! LISTEN CITY BY ROBERT DOOLITTLE ILLUSTRATIONS BY HAPPY GARDNER</p> </div> <div style="text-align: center;">  <p>Chicka Chicka Boom Boom By Dr. Seuss &amp; Janice Prael Illustrated by Lois Ehlert</p> </div> </div> <p style="text-align: center;">Unit 4 text</p>

## Note about Unit 1

*•This is a six week unit, but an extra week has been built in to allow for beginning of the year procedures.*

## *Why do we put words together?*

**3**

**RL.K.4** Unknown Words  
**RL.K.5** Types of Texts  
**RF.K.1d** Letter ID  
**RF.K.2a** Rhyming Words  
**RF.K.3a** Consonant Sounds  
**L.K.1b** Use Nouns and Verbs

Introduce

**RF.K.3** Read common high frequency words by sight (e.g., the, of, to, you, she, my, is, are, do, does)

**End of 1<sup>st</sup> quarter goal= 3 words**

**RF.K.4** Read emergent reader text with purpose and understanding (Whole group)  
*Not formally reported until 2<sup>nd</sup> quarter*

### **Social Studies Standards**

**C.2.K.3** Discuss the responsibilities of being a good citizen  
**C.3.K.2** Discuss ways people improve communities  
**C.3.K.3** Discuss the importance of problem solving related to classroom issues  
**H.12.K.5** Identify the purpose of national holidays and describe the people or events celebrated (Labor Day)

- Nursery Rhymes
- Continue social studies standards through Unit 1
- Labor Day Resource – Deskercise: Labor Day (Thursday) (Learn 360)
- Social Studies Resource: In order to build the concept of timeline, begin building a class timeline for use in Unit 3 i.e. pictures/writing of major class events per month 1<sup>st</sup> day of school, field trip, class visitors. These standards would not be scored at this time.*
- H.12.K.1 Discuss changes over time using chronological terms (e.g., first, next, last, before, after, past, present, now, long ago)*
- H.12.K.2 Develop a personal timeline to sequence events of your own life*

## *How do questions help us learn?*

4

**RL.K.1** Answering Questions

**L.K.1d** Understand and use question words

**SL.K.1b** Continue a conversation through multiple exchanges

**RL.K.5** Types of Texts

**RI.K.1** Answering Questions

**RF.K.1a** Left to Right, Top to Bottom, Page by Page

**RF.K.1d** Letter ID

**RF.K.2a** Rhyming Words

**W.K.1** Opinion Pieces

**W.K.5** Add Details to Writing

**SL.K.4** Add drawings to descriptions to provide details

**L.K.1b** Use Nouns and Verbs

### **Social Studies Standards**


**H.12.K.5** Identify the purpose of national holidays and describe the people or events celebrated (Labor Day)

•Nursery Rhymes


• Other Big Book(s)

•Labor Day Resources – Deskercise: Labor Day (Thursday) (Learn 360)

•[www.readworks.org](http://www.readworks.org) – Labor Day – use excerpts for social studies read aloud



**Big Book**



## How do questions help us learn?

5

**RL.K.1** Answering Questions

**L.K.1d** Understand and use question words

**SL.K.4** Describe familiar people, places and things and with prompting and support provide additional detail.

**RL.K.5** Types of Texts

**RF.K.1a** Left to Right, Top to Bottom, Page by Page

**RF.K.1c** Spaces in Print

**RF.K.1d** Letter ID

**RF.K.2a** Rhyming Words

**W.K.1** Opinion Pieces

**W.K.5** Add Details to Writing



**L.K.1b** Use Nouns and Verbs

**L.K.5a** Sort common objects into categories (e.g., shapes food) to gain a sense of concepts the categories represent

**L.K.5c** Identify real-life connections between words and their use (e.g., note places at school that are colorful)

•Nursery Rhymes

• Other Big Book(s)



Suggested Criteria for Other Big Books to Use in Unit 1:

- *Single Line of Print per Page*
- *Large Spaces Between Words*
- *Large, Clear Print*
- *Good Picture Support*

*Sort objects by color*



## *How do questions help us learn?*




6

**RL.K.4** Unknown Words  
**RL.K.5** Types of Texts  
**RI.K.1** Answering Questions  
     **L.K.1d** Understand and use question words  
**RI.K.4** Unknown Words  
**RI.K.5** Front and Back Cover  
**RF.K.1a** Left to Right, Top to Bottom, Page by Page  
**RF.K.1c** Spaces in Print  
**L.K.1b** Recognize and name end punctuation  
**RF.K.1d** Letter ID  
**RF.K.2a** Rhyming Words  
**W.K.1** Opinion Pieces  
     **W.K.5** Add Details to Writing  
     **L.K.1b** Use Nouns and Verbs  
     **L.K.2d** Spell words phonetically, drawing on knowledge of letter-sound relationships  
**L.K.6** Use words and phrases acquired through conversations, reading and being read to, and responding to text

### **Social Studies Standards**


**H.13.K.6** Identify changes in the classroom/school in terms of cause and effect

- Nursery Rhymes
- Other Big Book(s)
- Social Studies Resource: Chicka Chicka Boom Boom ( cause and effect)



Week	Standards	Resources
------	-----------	-----------

***How do questions help us learn?***

<p><b>7</b></p>	<p><b>RL.K.1</b> Answering Questions  <b>L.K.1d</b> Understand and use question words</p> <p><b>RL.K.5</b> Types of Texts</p> <p><b>RI.K.4</b> Unknown Words</p> <p><b>RI.K.5</b> Front and Back Cover</p> <p><b>RF.K.1a</b> Left to Right, Top to Bottom, Page by Page</p> <p><b>RF.K.1c</b> Spaces in Print</p> <p><b>RF.K.1d</b> Letter ID</p> <p><b>RF.K.2a</b> Rhyming Words</p> <p><b>W.K.1</b> Opinion Pieces  <b>W.K.5</b> Add Details to Writing</p> <p><b>L.K.1b</b> Use Nouns and Verbs</p> <p><b>L.K.2d</b> Spell words phonetically, drawing on knowledge of letter-sound relationships</p> <p align="center"><b>Social Studies Standards</b></p> <p><b>H.13.K.6</b> Identify changes in the classroom/school in terms of cause and effect</p>	<ul style="list-style-type: none"> <li>•Nursery Rhymes</li> <li>•Art</li> <li>• Other Big Book(s)</li> </ul> 
-----------------	---	--



# Backward Unit Planning 1.0

