
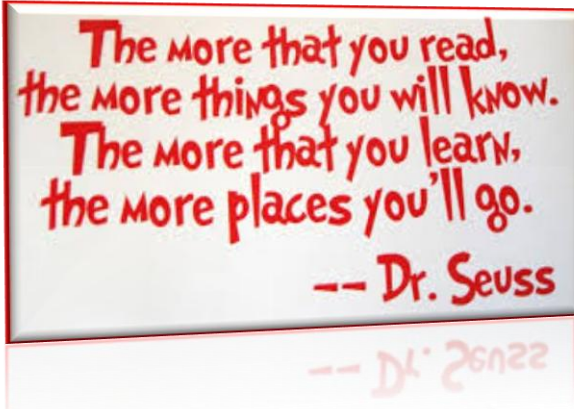


Playing with Words

5th grade Unit 1



ELA Unit Planning Team

Jennifer Carter (NS), Brandi Clowers (JD), Susan Huntington (FT), Lea Ellen Jones (WS), Shannon Shrum (FT), Adria Trombley (JD)

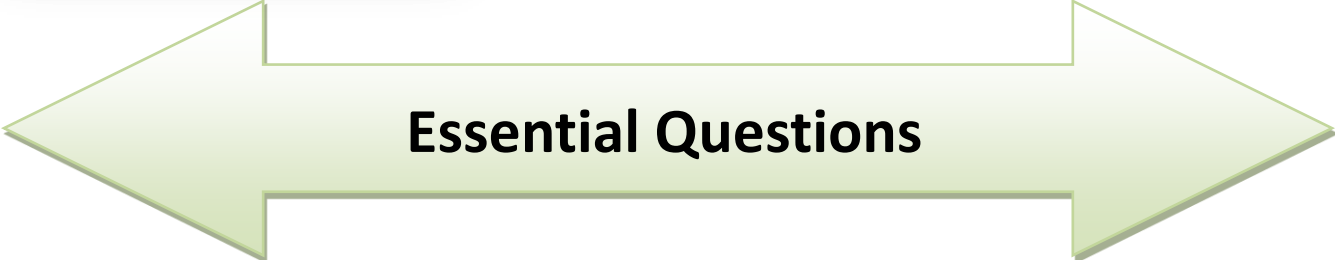
Social Studies Integration Team

Sarah Cassady (BG), Amy Mileham (GH), Tracy Craft (RG), Adria Trombley (JD), Deborah Goff (OW), Della Hutcheson (ES)





Playing with Words



Essential Questions

- 1. Why do author's play with language?***
- 2. How do author's play with language?***

Week	Standards	Text Options	Activity Options
------	-----------	--------------	------------------

***Why do author's play with language?
How do author's play with language?***


1

RL.5.1 Quote accurately from a text when explaining what the text says explicitly and when drawing inferences from the text.

RL.5.5

Explain how a series of chapters, scenes, or stanzas fit together to provide the overall structure of a story, drama, or poem.

SL.5.1 Engage in collaborative discussions- come prepared, follow rules, contribute & draw conclusions



1 copy each

“Still I Rise”
“Road Not Taken”
“If”
“I Choose the Mountain”

Social Studies

C.1.5.4 Examine how social organizations and institutions make rules and create responsibilities (e.g., workplace, families)

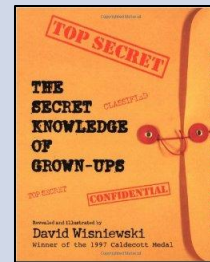

Revisit **C.1.5.4** when reading Punished (week 4)

Use your favorite picture book or text to introduce class and school rules or one of those recommended below:

Do Unto Others by Laurie Keller

The Kingdom with No Rules, No Laws, and No King by Norman Stiles (TCR page)

The Secret Knowledge of Grown-Ups by David Wisniewski



Social Studies Standards – During the first week of this unit, this standard can be covered as you discuss making class rules, and following procedures

Weeks	Standards	Text Options	Activity Options
-------	-----------	--------------	------------------



***Why do author's play with language?
How do author's play with language?***

2-3


RL.5.1 Quote accurately from a text when explaining what the text says explicitly and when drawing inferences from the text.

RL.5.5
Explain how a series of chapters, scenes, or stanzas fit together to provide the overall structure of a story, drama, or poem.


1 copy




2nd- Unit 5



2nd- Unit 4



2nd- Unit 6



3rd- Unit 1

Read aloud and & discuss:

- structure of text
- Importance of sections to overall plot

***Why do author's play with language?
How do author's play with language?***

4

RL.5.1 Quote accurately from a text when explaining what the text says explicitly and when drawing inferences from the text.

RL.5.4

- Determine the meaning of words and phrases.
- Use figurative language such as metaphors, similes, idioms, adages, and proverbs. Other types may include: personification, onomatopoeia, alliteration, assonance, and/or hyperbole.

L.5.5

- Demonstrate the understanding of figurative language, word relationships and nuances in word meanings




SL.5.5 multimedia in presentations

W.5.3b


- Use narrative techniques, such as dialogue, description, and pacing to develop experiences and events.

W.5.3d

- Use concrete words and phrases to convey experiences and events precisely.
- Use sensory details to convey experiences and events precisely.



5th - Unit 5



REVISIT

C.1.5.4 Examine how social organizations and institutions make rules and create responsibilities (e.g., workplace, families)

29 copies

*Revisit previous suggested texts to identify figurative language devices.

**Why do author's play with language?
How do author's play with language?**

5

RL.5.1 Quote accurately from a text when explaining what the text says explicitly and when drawing inferences from the text.

RL.5.4

- Determine the meaning of words and phrases.
- Use figurative language such as metaphors, similes, idioms, adages, and proverbs. Other types may include: personification, onomatopoeia, alliteration, assonance, and/or hyperbole

L.5.5

- Demonstrate the understanding of figurative language, word relationships and nuances in word meanings

SL.5.5 multimedia in presentations



W.5.3b

- Use narrative techniques, such as dialogue, description, and pacing to develop experiences and events

W.5.3d

- Use concrete words and phrases to convey experiences and events precisely
- Use sensory details to convey experiences and events precisely


1 copy



1 copy



3rd- Unit 5



29 copies



5th - Unit 6

*Revisit previous suggested texts to identify tone and mood.

Backward Unit Planning 1.0

