

The Amazing Animal World

1st Grade Unit 2



Unit Planning Team-

Jessica Suitor (NS), Adria Trombley (JD), Sara Benko (RJ), Jenny Felts (GH), Karla Buchholz (RG)

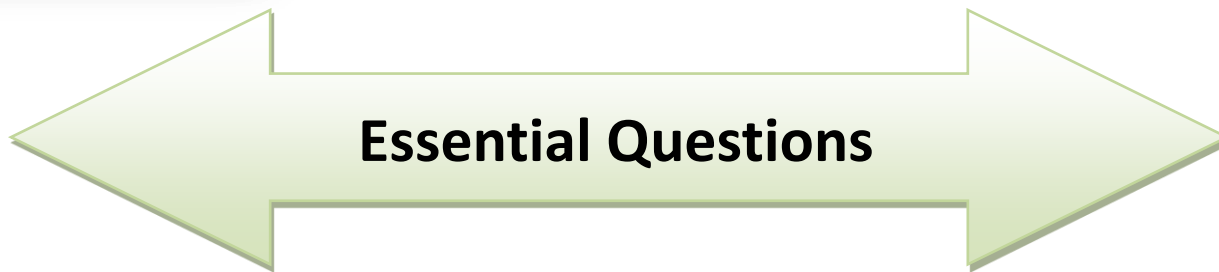


Social Studies Integration Team-

Krista Roth (BG), Megan Weaver (NS), Karen Maloney (WS), Lauren Matizza (RG), Shelli Barr (ET), Jessica Suitor (NS)







The Amazing Animal World



Essential Questions

*How can we gain information from
texts to use in our writing?*




Week	Standards	Texts/Resources
<i>How can we gain information from texts to use in our writing?</i>		
1	<ul style="list-style-type: none"> •Ask and answer questions (RI.1.1) •Identify main topic and retell key details (RI.1.2) •Ask and answer questions to help determine or clarify the meaning of words (RI.1.4) •Write informative/explanatory texts (W.1.2) •Use singular and plural nouns (L.1.1c) 	<div style="display: flex; justify-content: space-around; align-items: center;"> <div style="text-align: center;">  </div> <div style="text-align: center;">  </div> </div> <div style="text-align: center; margin-top: 10px;">  </div> <p style="text-align: right; margin-top: 10px;"><i>Art: Cat and Bird</i></p>
Social Studies Week 1	<ul style="list-style-type: none"> •H.12.1.5 Explain the significance of national holidays and the achievement of people associated with them 	<p style="text-align: center;"><i>Columbus Day falls on Oct. 10 within this unit. Explain the significance and achievement of Columbus.</i></p> <p style="text-align: center;"><u>BrainPop Columbus Day</u></p>

Week	Standards	Texts/Resources
------	-----------	-----------------

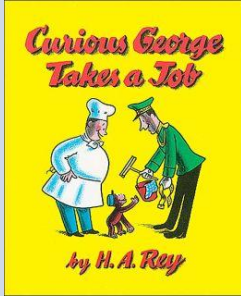
How can we gain information from texts to use in our writing?

- 2**
- Ask and answer questions (RI.1.1)
 - Identify main topic and retell key details (RI.1.2)
 - Ask and answer questions to help determine or clarify the meaning of words in a text (RI.1.4)
 - Distinguish between information provided by pictures and information provided by the words (RI.1.6)
 - Use the illustrations and details in a text to describe its key ideas (RI.1.7)
 - Write informative/explanatory texts (W.1.2)
 - Produce simple declarative & interrogative sentences in response to prompts (L.1.1j)




(Starfish in CC book sets 1 & 2 only. Set 3 & 4 need to borrow).


- Social Studies Week 2**
- C.3.1.2 Describe ways people improve communities



Curious George Takes a Job



The Night Worker



My Teacher Sleeps in School

The Starfish Story

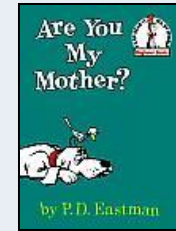


An old man was walking on the beach one morning after a storm. In the distance, he could see someone moving like a dancer. As he came closer, he saw that it was a young woman picking up starfish and gently throwing them into the ocean. "Young lady, why are you throwing starfish into the ocean?" "The sun is up, and the tide is going out, and if I do not throw them in they will die," she said. "But young lady, do you not realize that there are many miles of beach and thousands of starfish? You cannot possibly make a difference." The young woman listened politely, then bent down and picked up another starfish and threw it into the sea. "It made a difference for that one." *A parable told and retold. The original author is unknown.*

LIFE'S A DANCE

(Hyperlinked-Introduce Starfish story to connect with making a difference in your community)

How can we gain information from texts to use in our writing?**3**





- Retell stories, including key details (RL.1.2)
- Describe characters using key details (RL.1.3)
- Explain major differences between books that tell stories and books that give information (RL.1.5)
- Distinguish between information provided by pictures and information provided by the words (RI.1.6)
- Use illustrations & details to describe key ideas (RI.1.7)
- Write informative/explanatory texts (W.1.2)
- Define words by category and by one or more key attributes (L.1.5b)



How can we gain information from texts to use in our writing?

4

- Ask and answer questions (RL.1.1)
- Retell stories, including key details (RL.1.2)
- Describe characters using key details (RL.1.3)
- Know and use various text features to locate key facts (RI.1.5)
- Write informative/explanatory texts (W.1.2)
- Describe people, places, things, and events with relevant details (SL.1.4)
- Add drawings or other visual displays to descriptions (SL.1.5)




Optional
text, week 4

How can we gain information from texts to use in our writing?


5

- Retell stories, including key details.(RL.1.2)
- Ask and answer questions to help determine or clarify the meaning of words in a text (RI.1.4)
- Write informative/explanatory texts (W.1.2)
- Participate in shared research and writing projects (W.1.7)
- Sort words into categories to gain a sense of the concepts the categories represent (L.1.5a)




Stellaluna
book cover
is linked to online
text.

- C.2.1.4 Use listening, consensus-building, and voting procedures in the classroom.



Click picture for ballots and “voter registration” cards.



Read *Grace for President* and *Duck for President* and hold a mock election where students vote for Grace or Duck.

How can we gain information from texts to use in our writing?

6

- Ask and answer questions to help determine or clarify the meaning of words in a text (RI.1.4)
- Identify the main topic and retell key details (RI.1.2)
- Write informative/explanatory texts (W.1.2)
- Participate in shared research and writing projects (W.1.7)
- Distinguish shades of meaning among verbs differing in manner by defining or choosing them or by acting out the meanings (L.1.5d)



Backward Unit Planning 1.0

